

Vice Presidency of Enrollment Management and Student Services

STUDENT RETENTION

POLYTECHNIC UNIVERSITY OF PUERTO RICO



STUDENT RETENTION

- ▶ “Activities that serve to generate improvements in the organization as a whole to improve student retention.”
- ▶ Retention starts with the development of a holding environment, which can be created through the careful design and the thoughtful delivery of quality academic and related student services and experience.

(Smith, L. in Levitz, 2008)




STUDENT RETENTION

- ▶ “Initiating retention–related strategies generally presents a challenging and complex process.”
- ▶ What is needed at most institutions is a more **organized, systematic, coordinated,** institution wide plan, to improve the quality of student life and learning.

Levitz, N. (2008)

STUDENT RETENTION

- ▶ Based on Noel Levitz's experience, effective retention efforts are:
 - Participatory
 - Sustained
 - Systematic
 - Organized
 - ▶ Retention theorists warn that there are no quick or easy solutions to the issues of student retention.
- 

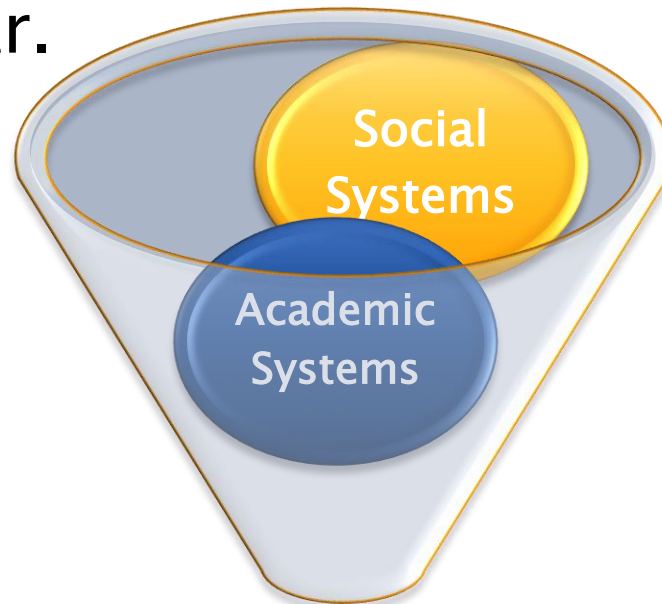
***“FOR INTERVENTION PROGRAMS AND SERVICES TO BE SUCCESSFUL
THEY MUST BE POWERFUL ENOUGH TO EFFECT CHANGE”***

$$\text{*RET} = \text{E}_{\text{ID}} + (\text{E} + \text{IN} + \text{C})_{\text{IV}}$$

***RETENTION=EARLY_{IDENTIFICATION} +(EARLY+INTENSIVE+CONTINUOUS)_{INTERVENTION}**

IMPORTANT FOR STUDENT RETENTION

1. Student involvement (integration & engagement) with the institution especially in the 1st year.



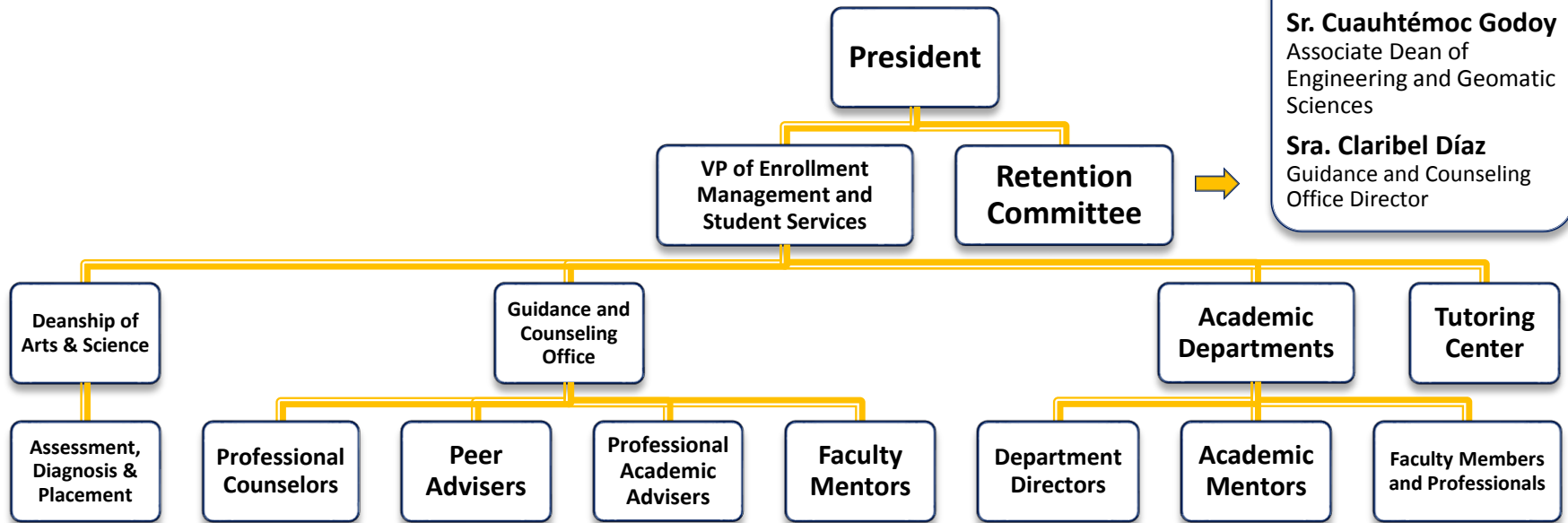
Formal / Informal
Integration

Dr. Alan Seidman (2001)

IMPORTANT FOR STUDENT RETENTION

2. Faculty
3. Connections to past communities
4. Classroom learning communities
5. Classroom practice/faculty actions in the classroom
6. Student academic readiness

Organizational Structure Retention Committee



Sr. Carlos Pérez
VP of Enrollment Management

Sra. Elsa Zayas
VP of Student Services

Sra. Catalina Vicéns
Dean of Arts & Science

Sr. Cuauhtémoc Godoy
Associate Dean of Engineering and Geomatic Sciences

Sra. Claribel Díaz
Guidance and Counseling Office Director

NATIONAL COLLEGIATE RETENTION AND PERSISTENCE TO DEGREE RATES

- ▶ RETENTION – 1st to 2nd year
- ▶ PERSISTENCE – 3rd to 6th year
- ▶ GRADUATION RATE – 7th year

Fuente: ACT (American College Testing)

NATIONAL COLLEGIATE RETENTION AND PERSISTENCE TO DEGREE RATES

- ▶ Since 1983, ACT has collected a comprehensive database of first-to-second-year retention rates and persistence to degree rates.
- ▶ These rates provide **national benchmarks** for institution-type and level of selectivity.


Fuente: ACT (American College Testing)

Table 4

First- to Second-Year Retention Rates for Four-Year Private Colleges by Admission Selectivity

Admission Selectivity*		Offering Only Bachelor's	Offering Bachelor's and Master's	Offering Bachelor's, Master's and Doctoral	All Institutions in Row
Highly Selective	Mean % =	93.5	87.9	91.4	91.4
	N =	32	20	47	99
	SD** =	3.9	11.7	12.9	10.6
Selective	Mean % =	78.7	80.1	83.7	80.8
	N =	65	116	70	251
	SD** =	15.7	10.0	5.9	11.0
Traditional	Mean % =	67.1	70.9	73.1	70.0
	N =	148	238	71	457
	SD** =	12.1	10.7	10.2	11.3
Liberal	Mean % =	63.2	62.5	70.3	63.3
	N =	61	52	7	120
	SD** =	15.3	14.9	7.4	14.8
<u>Open</u>	Mean % =	63.6	67.2	74.3	66.3
	N =	98	76	25	199
	SD** =	19.1	16.9	13.0	17.9
All Institutions in Column	Mean % =	69.6	72.3	80.4	72.9
	N =	404	502	220	1,126
	SD** =	17.1	13.6	12.4	15.3

67.2%



Generally open to all with HS diploma or equivalent

* See page 2 for definitions of selectivity

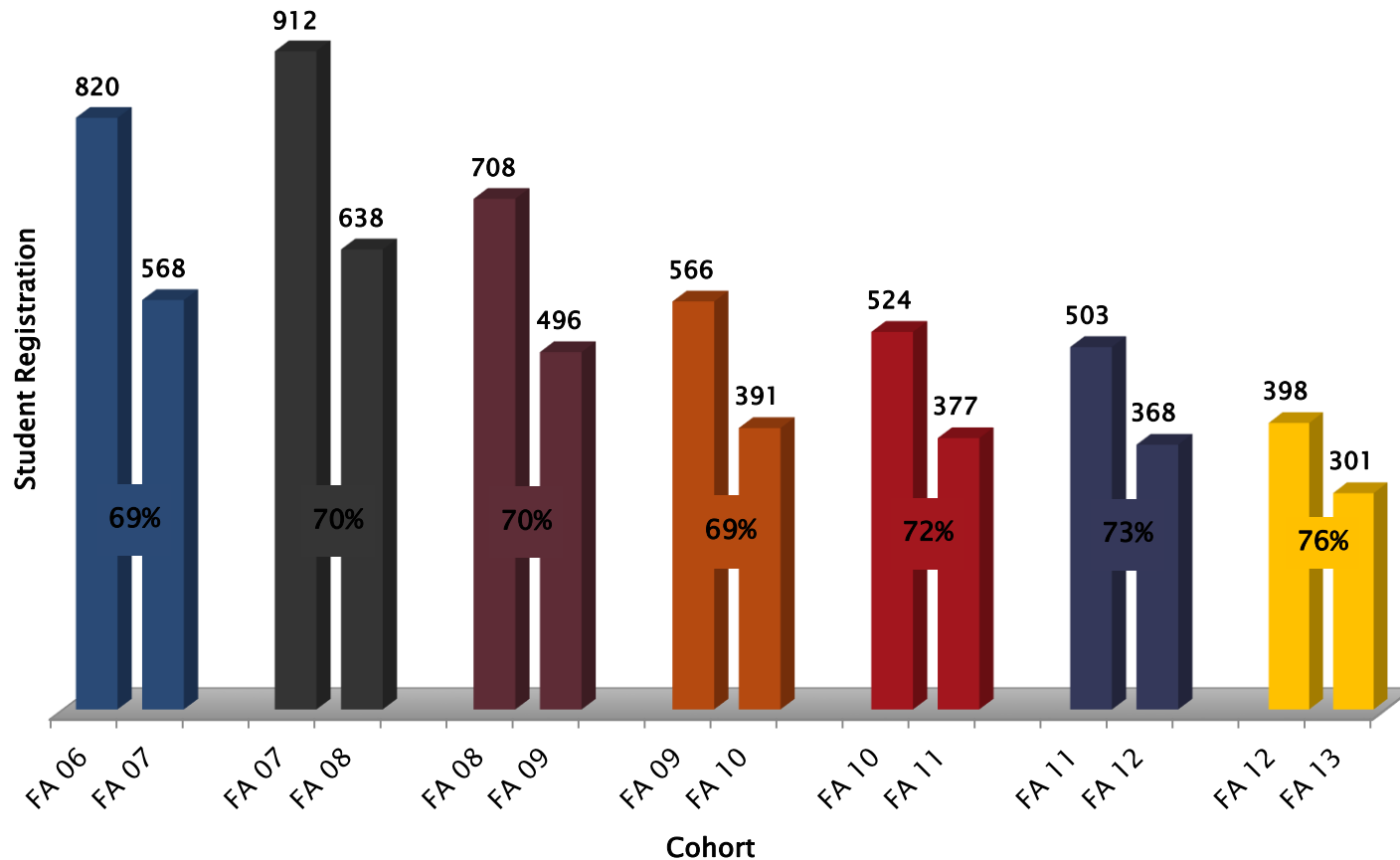
** Standard Deviation

Source: ACT Institutional Data File, 2008

POLYTECHNIC UNIVERSITY OF PUERTO RICO

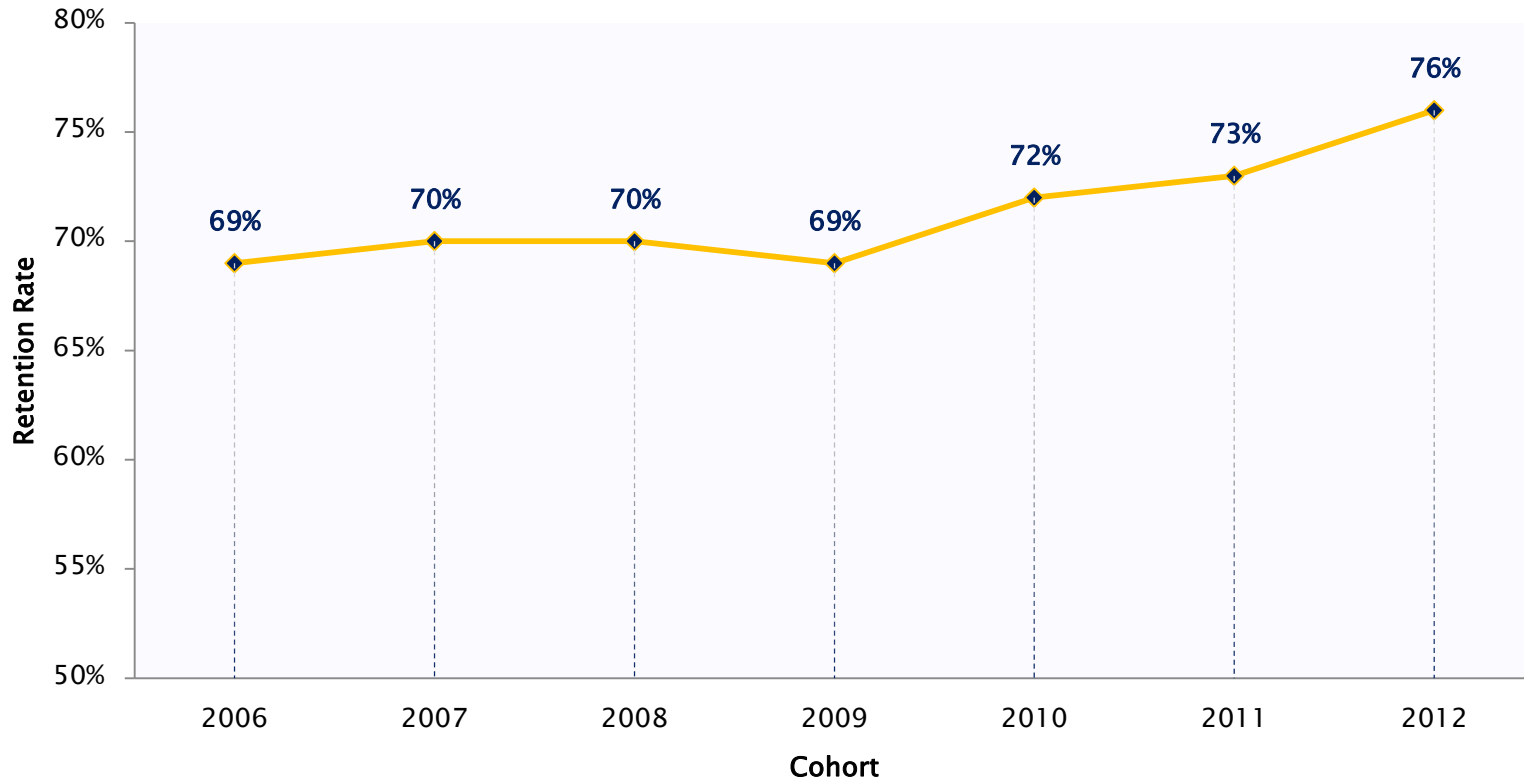
FRESHMEN-UNDERGRADUATE STUDENTS

RETENTION 1ST TO 2ND YEAR



VP of Enrollment Management and Student Services

POLYTECHNIC UNIVERSITY OF PUERTO RICO FRESHMEN-UNDERGRADUATE STUDENTS RETENTION RATES 1ST TO 2ND YEAR



VP of Enrollment Management and Student Services